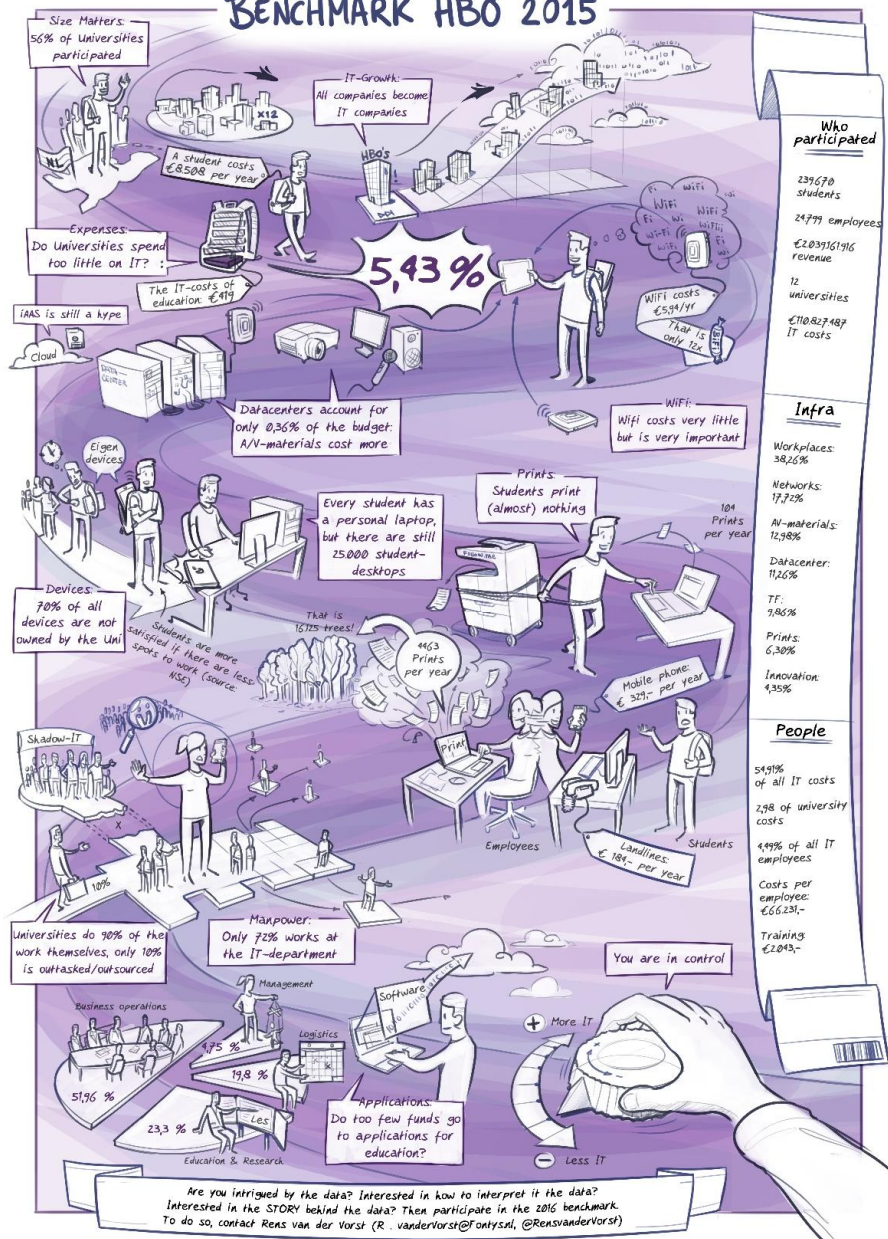


# TRANSNATIONAL BENCHMARKING

Rens van der Vorst  
Johan Bergstrom  
And others.....

# BENCHMARK HBO 2015



## Who participated

239.670 students  
 24.779 employees  
 €20.391.619,65 revenue  
 12 universities  
 €110.827.487 IT costs

## Infra


Workplaces: 38,26%  
 Networks: 19,72%  
 AV-materials: 12,98%  
 Datacenter: 11,26%  
 TF: 9,80%  
 Prints: 6,30%  
 Innovation: 4,35%

## People

54,91% of all IT costs  
 2,98 of university costs  
 4,49% of all IT employees  
 Costs per employee: €66.231,-  
 Trainings: €2043,-

Are you intrigued by the data? Interested in how to interpret it the data?  
 Interested in the STORY behind the data? Then participate in the 2016 benchmark.  
 To do so, contact Rens van der Vorst (R\_vandervorst@ontys.nl, @Rensvandervorst)

# IT BENCHMARK DUTCH UNIVERSITIES (HBO EDUCATION + 1 MAOR) 2016

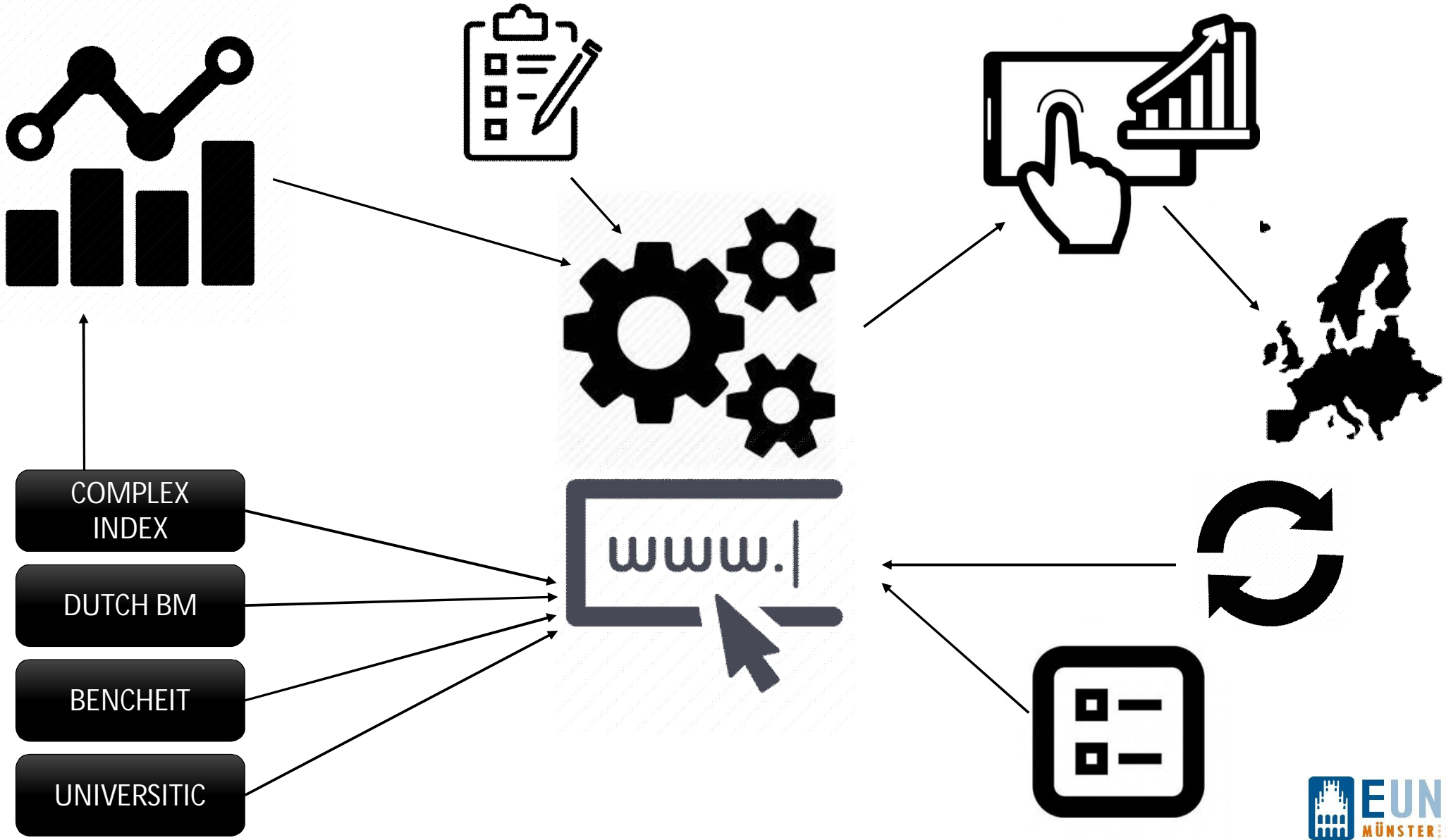


# IT BENCHMARK

DUTCH UNIVERSITIES  
(HBO EDUCATION + 2 HBO's) 2016







ADDRESS AND SO ON	
UNIVERSITY BUDGET	
# STUDENTS	
# STAFF	
CENTRAL IT SPENDING	
RESEARCH BUDGET	
ECTS	
NUMBER OF CAMPUSES	
% STAFF (INFRA, APP, AND SO ON)	
PRIORITIES	

---

WHAT'S IN IT FOR ME ?





WEBSITE  
DATABASE  
QUESTIONNAIRE  
SIGN-UP PROCES  
17 DUTCH UNIS IN  
DATA IS READY

# Trans-national Benchmarking Flexibility –

---

WOULD YOU PARTICIPATE?  
HOW DO WE GET NUMBERS?

**WWW.TNBM.EU**

Rens van der Vorst  
r.vandervorst@fontys.nl

