



*It's not just about the amount,  
but also about the style.*

## “Higher education IT benchmarking 2014”

Ilkka Siissalo, CIO  
University of Helsinki

Teemu Seesto, IT-secretary, FUCIO  
Network of Finnish Universities' Chief IT Officers

Yvonne Kivi, project manager  
University of Helsinki

## BM2014 – Survey / Introduction

- A EUNIS taskforce
- Yearly survey
- Free of charge
- Tools: Excel, Eduuni
- Aim is to compare IT costs and volumes in higher education institutes
- Started in its present form in 2010, on the initiative of Finnish CIOs (FUCIO)
- In the first year 33 Finnish HEIs participated in the survey (of 14 universities + 24 universities of applied science= 38)
- 2012 we invited a few European HEIs to participate and try out the survey and give us feedback
- 2013 all European HEIs were welcome to participate

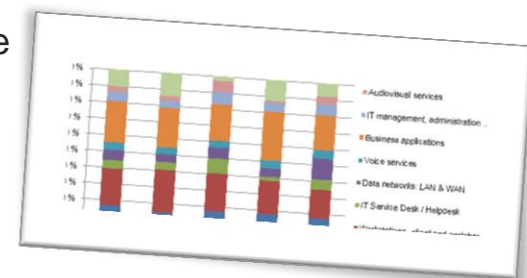
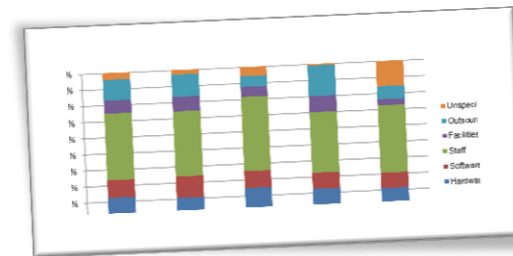
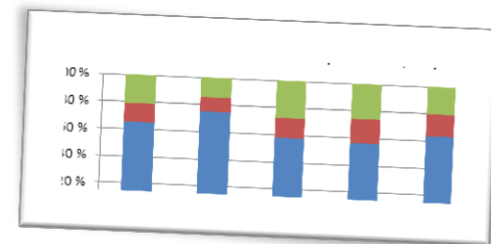


## BM2014 – Survey / The participants

\*total list of participants is at the end of this presentation

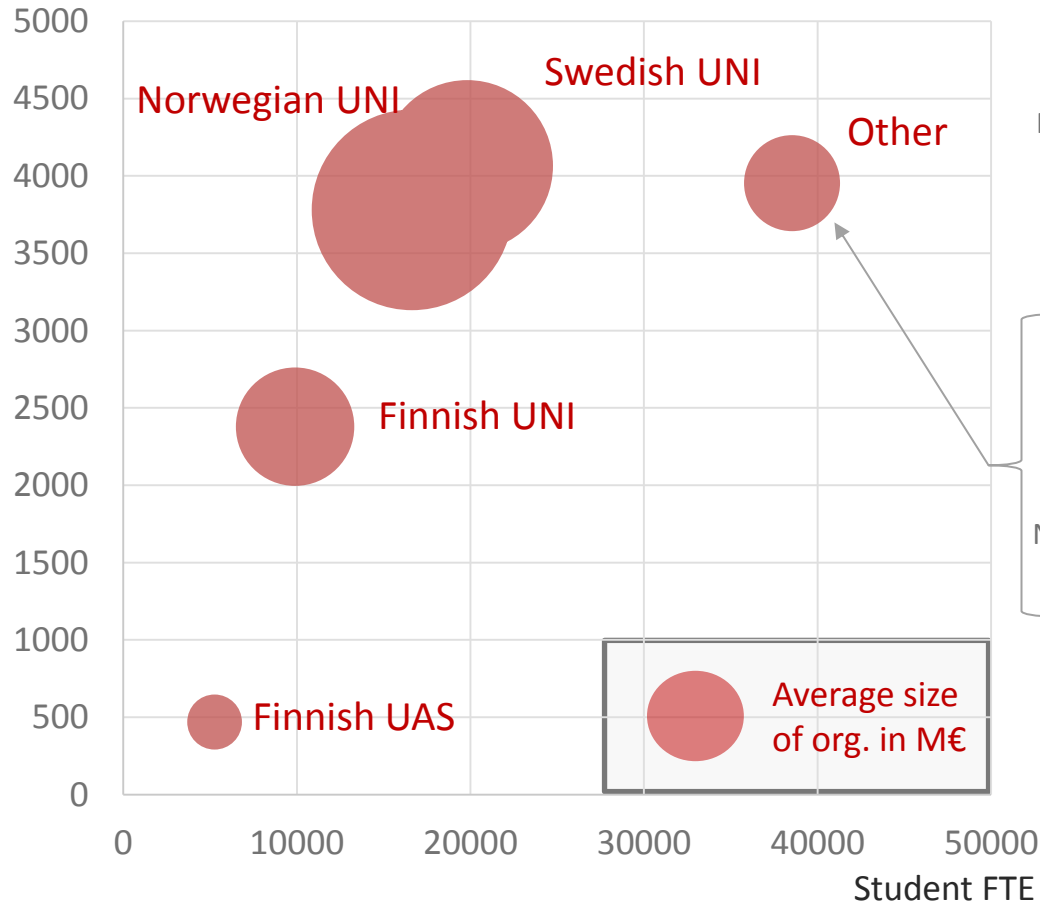
- In 2015 we had 49 participating HEIS:\*

- From Finland: 32 HEIs ( 12/14 universities, 20/24 universities of applied science)
- Sweden: Linköping university, Luleå university of Technology, Royal institute of Technology, Stockholm university, University of Gothenburg, Uppsala university
- Norway: Norges teknisk-naturvetenskapliga universitet, Universitetet i Oslo, Universitetet i Bergen, Universitetet i Stavanger, Universitetet i Tromsø
- Denmark: Syddanske universitet
- Germany: Ernst-Abbe-Fachhochschule Jena, Westfälische Wilhelms-Universität Münster
- Greece: Aristotle University of Thessaloniki
- Netherlands: Fontys Hogescholen
- Slovenia: Univerza v Ljubljani

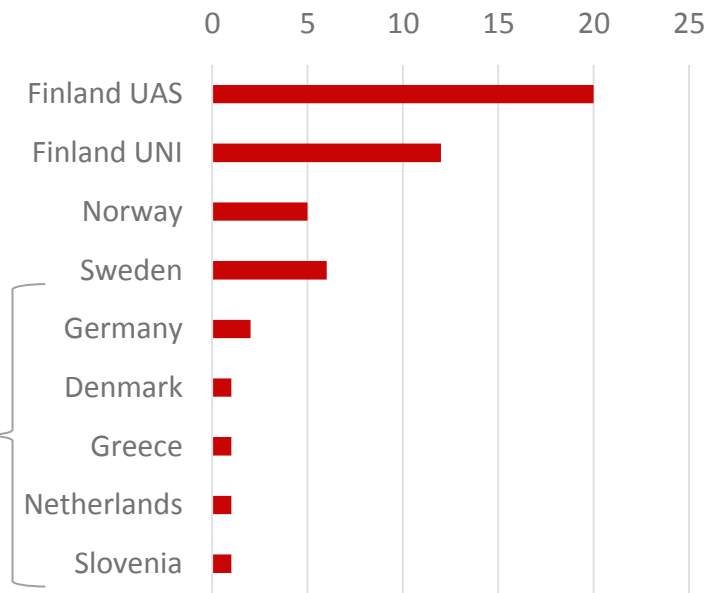


## BM2014 – Survey / The participants

Personnel FTE



Participants 2014



## BM2014 – Survey / Working with Bencheit

- A joint effort
- Project group
  - Teemu Seesto, University of Turku
  - Kari Kataja, HAMK University of Applied Sciences
  - Esko Ala-Peijari, AAPA-network of Universities of Applied Sciences
  - Ritva Suojärvi-Mäkinen, Metropolia University of Applied Sciences
  - Markku Närhi, University of Jyväskylä
  - Yvonne Kivi, University of Helsinki
- Steering group
  - Ilkka Siissalo, University of Helsinki, Chairman
  - Kimmo Pettinen, Laurea University of Applied Science, Vice chairman
  - Yvonne Kivi, University of Helsinki, Secretary
  - Esko Ala-Peijari, AAPA network
  - Kari Kataja, HAMK University of Applied Science
  - Pekka Kähköpuro, Aalto University
  - Kurt Gammelgaard Nielsen, University of Southern Denmark
  - Anders Nordin, Luleå University of Technology
  - Jussi-Pekka Pispä, Tampere University of Technology
  - Jaakko Riihimäa, Seinäjoki University of Applied Sciences
  - Tuomo Rintamäki, Helsinki Metropolia University of Applied Sciences
  - Ole Langfeldt, Norwegian University of Science and Technology
  - Teemu Seesto, Network of Finnish Universities' Chief IT Officers

# BM2014 – Survey / Tools

- The survey is an Excel workbook, distributed via [Eduuni](#)
- Analysis also in Excel, choose which HEIs you want to compare yourself with

Grand total	(EURO)	(EURO)	Staff (EURO)	Facilities
39677881	9248148	6485364	17119837	3
11004745	2524583	390918	7148919	
510	2393348	390918	7148919	
337	543727	240443	4375418	
883	1532200	59122	1922395	

**Summary of 5 chosen HEIs, BENCHEIT survey 2014**  
Reporting currency: EURO

\* All account groups included and all organisational levels.

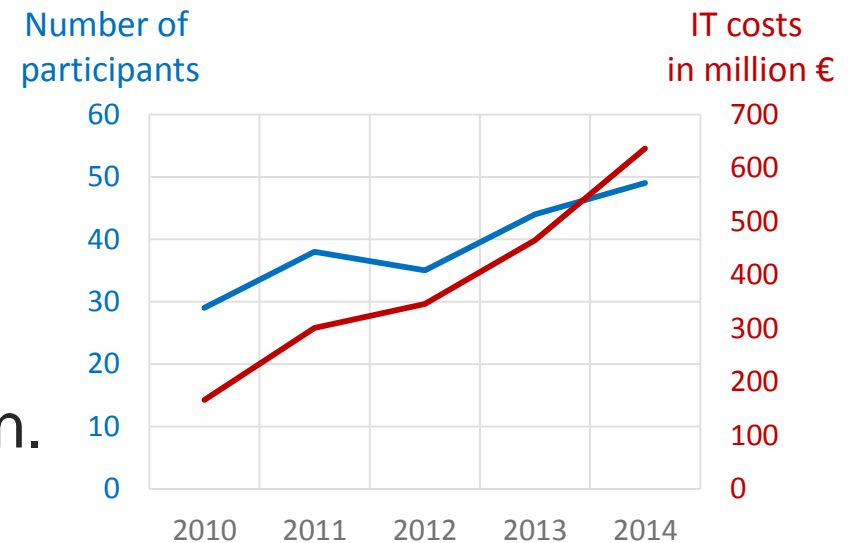
**CHOOSE 5 HEIs below**

- Tampere University of Technology
- Luleå University of Technology
- Aalto University
- University of Helsinki
- Norwegian University of Science and Technology

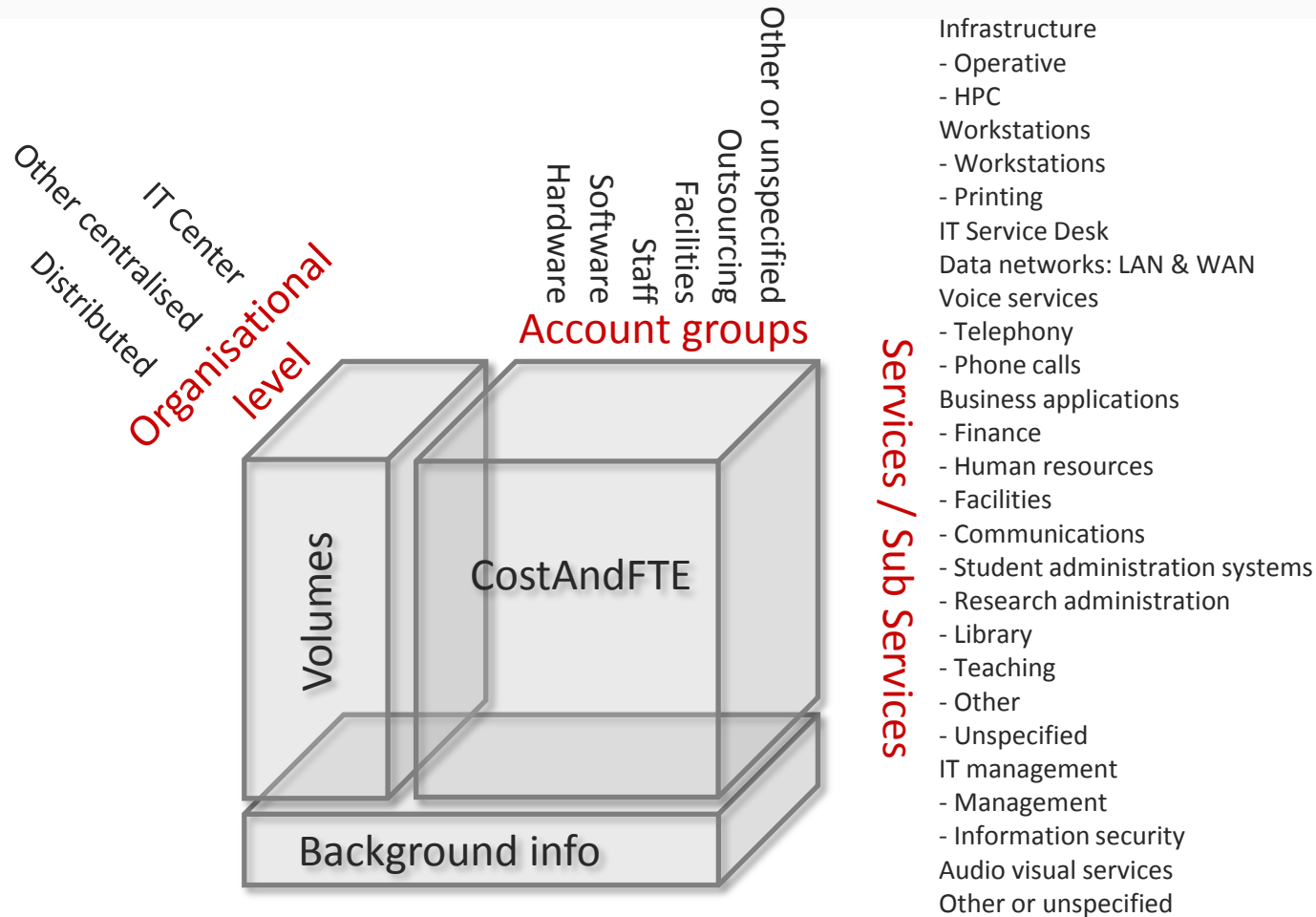
	University of Science and Technology	University of Helsinki	Aalto University	Luleå University of Technology	Tampere University of Technology
<b>Background</b>	NTNU	UH	Aalto	LTU	T
Completed degrees in total	4 222	5 847	3 493	1 448	1 1

## BM2014 – Survey / Principles

- Voluntary participation
- Emphasis on costs and volumes of technology
- Cash flow based  
→ fluctuation between years especially for one organisation.
- Participants see each others complete data.
- Data and analysis is for participants only.

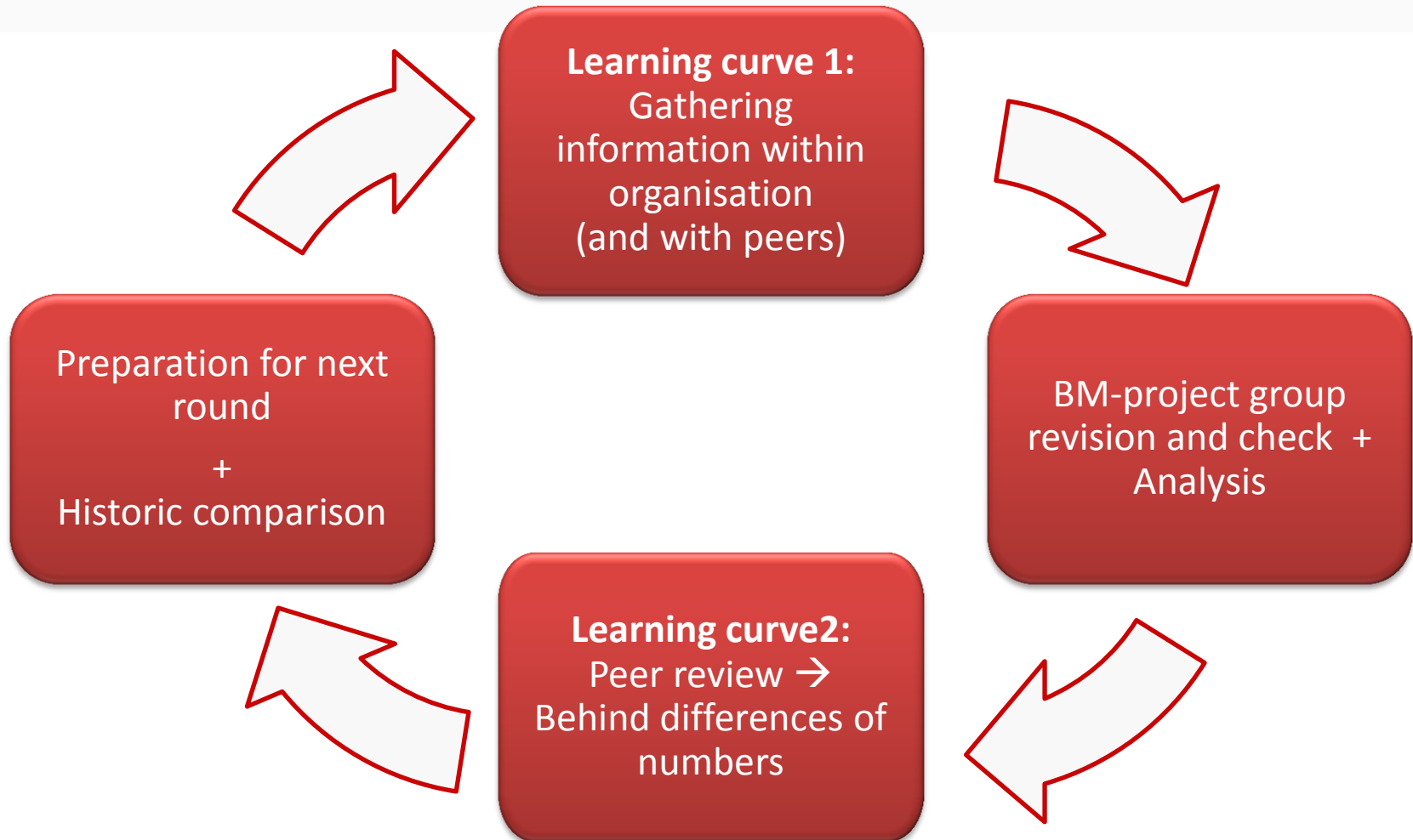


# BM2014 – Survey / Dimensions



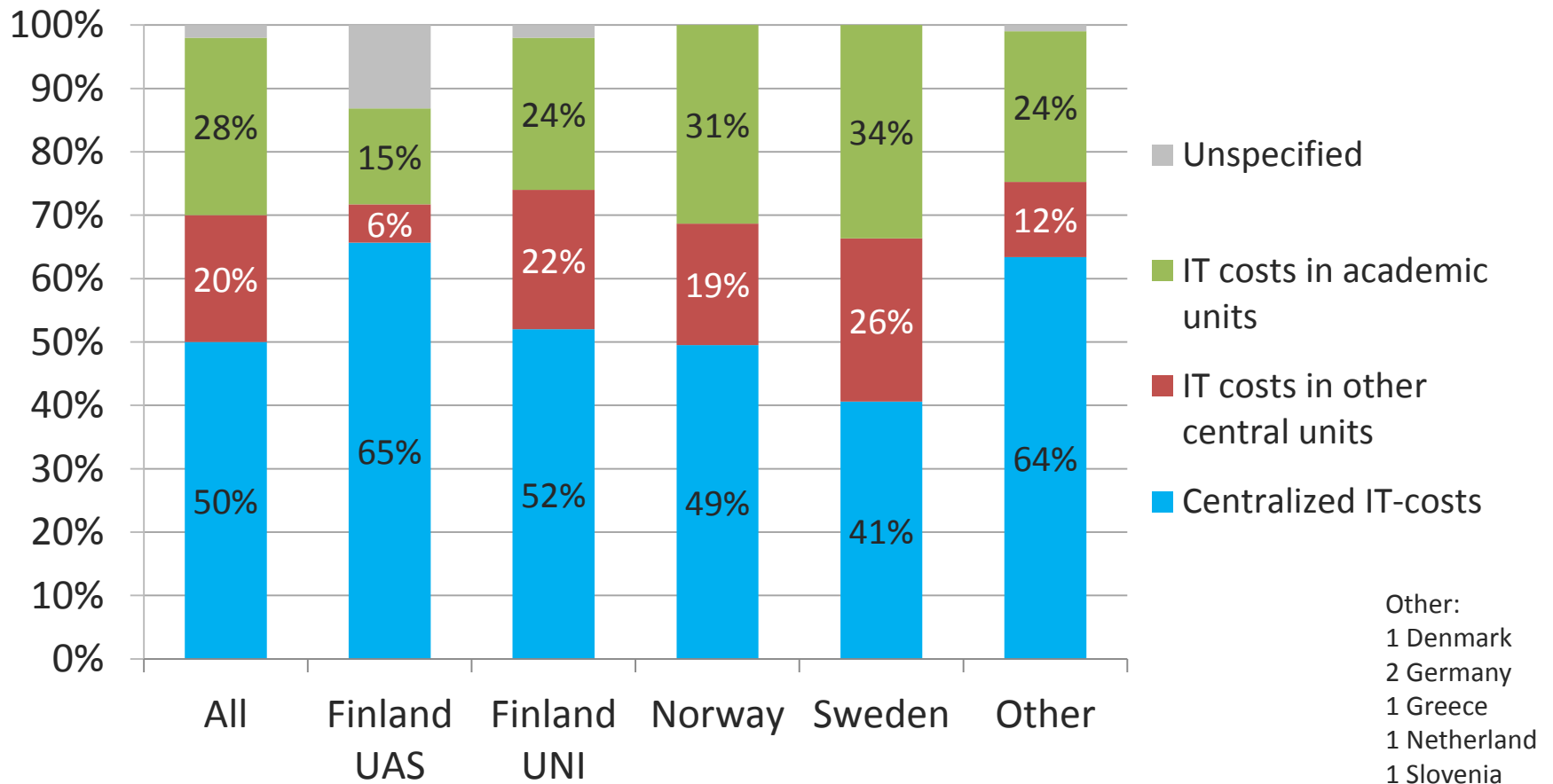


## BM2014 – Survey / **The process**

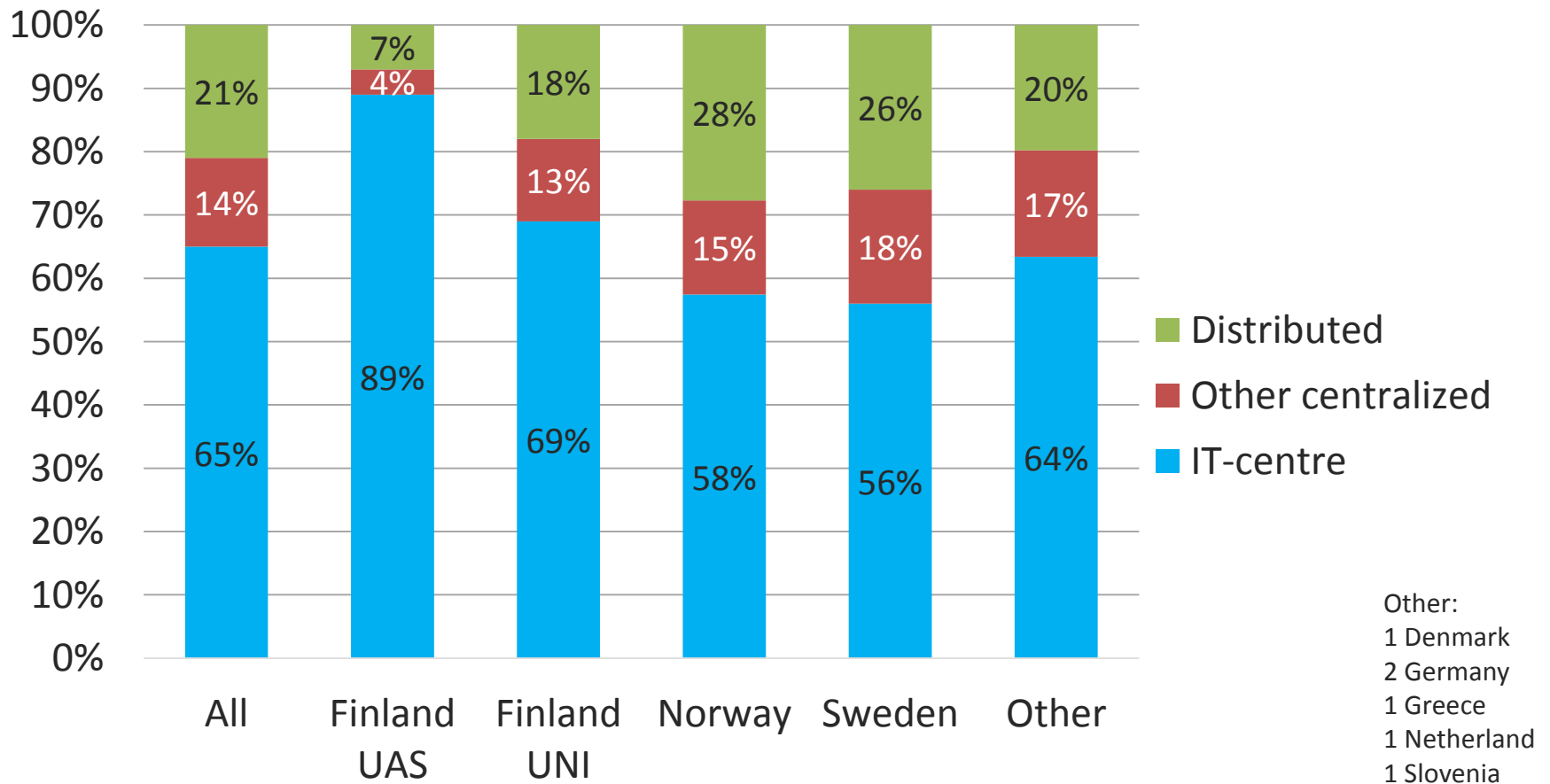


## BM2014 – Survey / Allocation of the IT-costs\*

\*costs = no facilities costs included

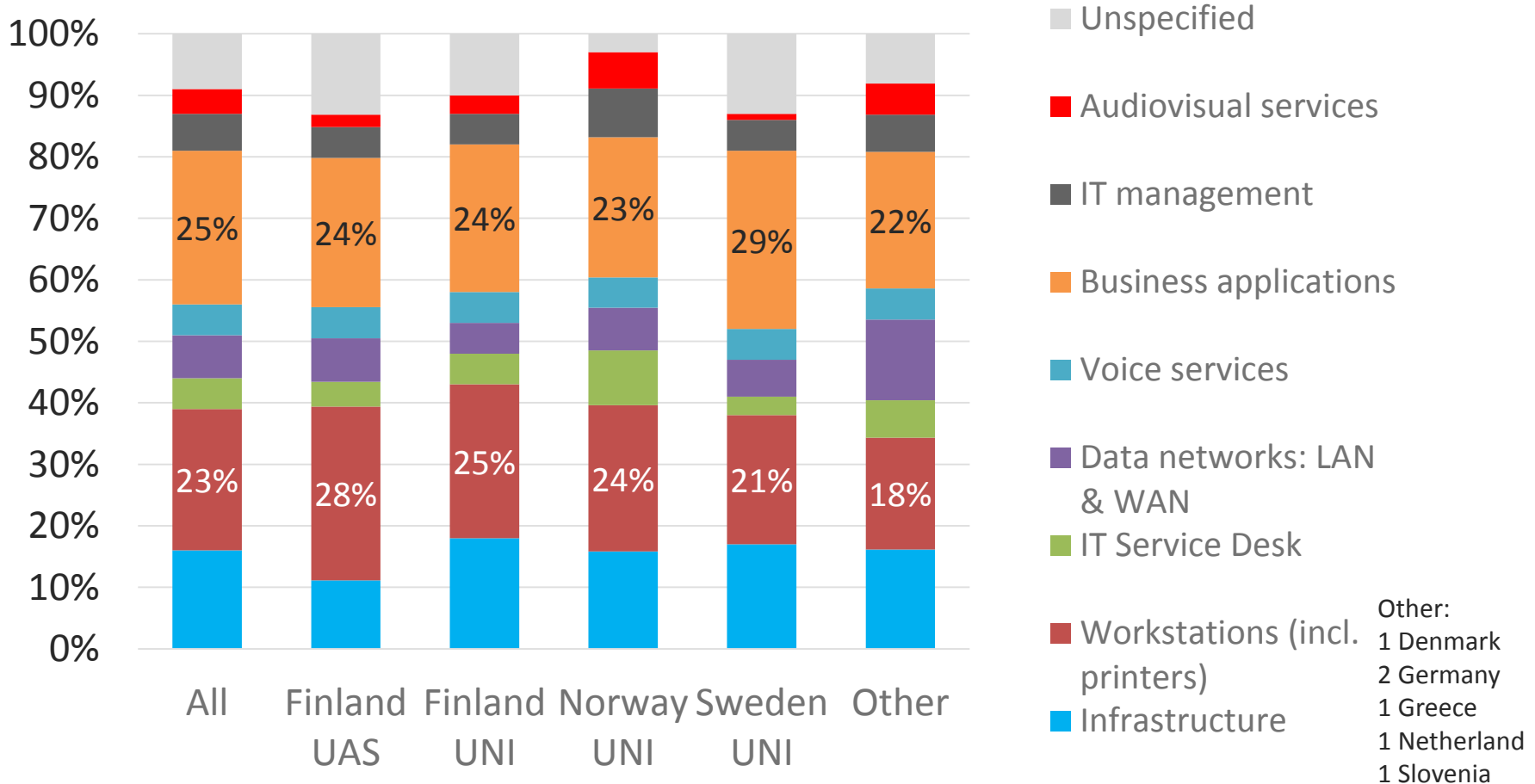


## BM2014 – Survey / Allocation of the IT-work



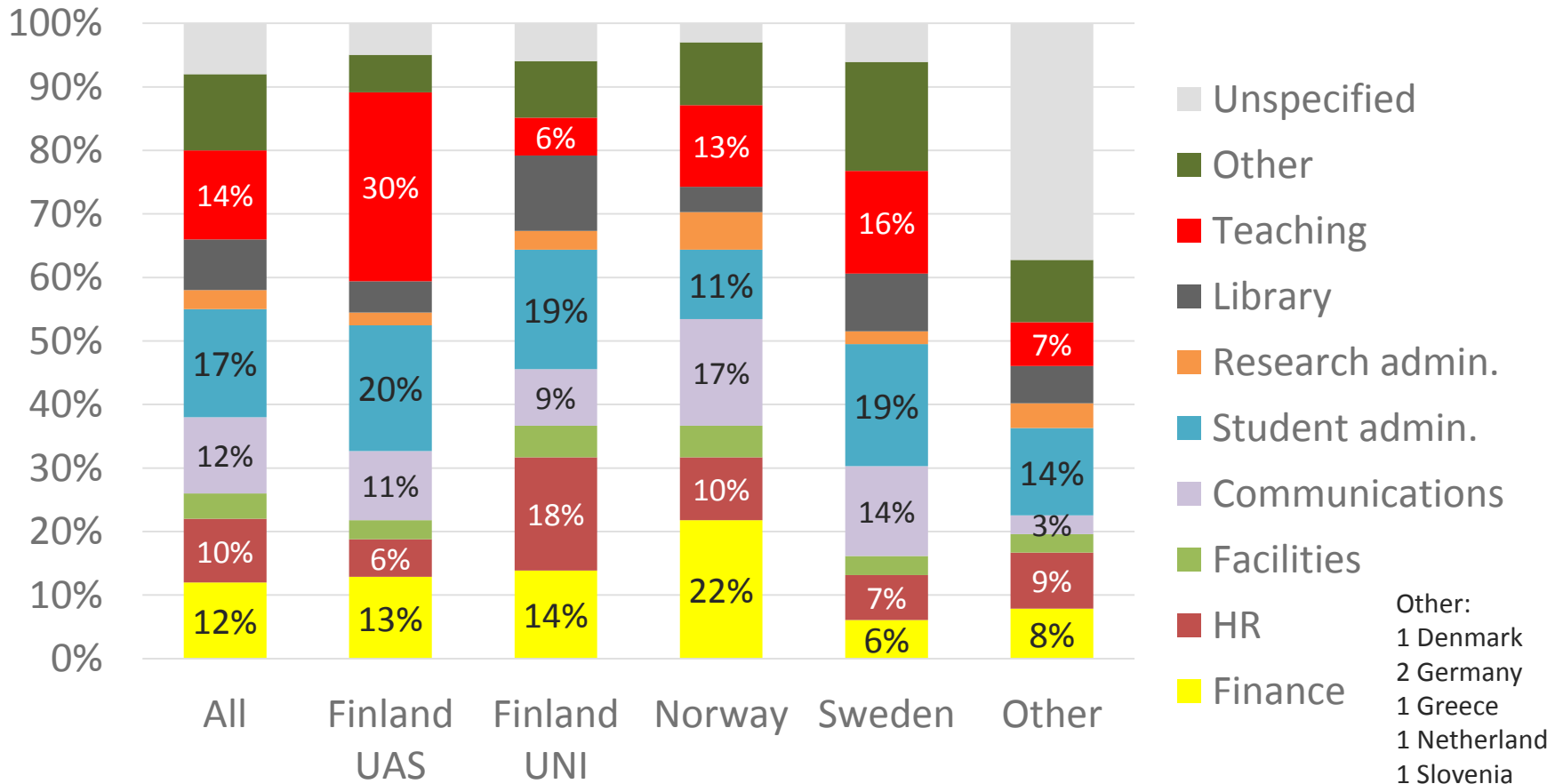
# BM2014 – Survey / IT-costs\* by services

\*costs = no facilities costs included

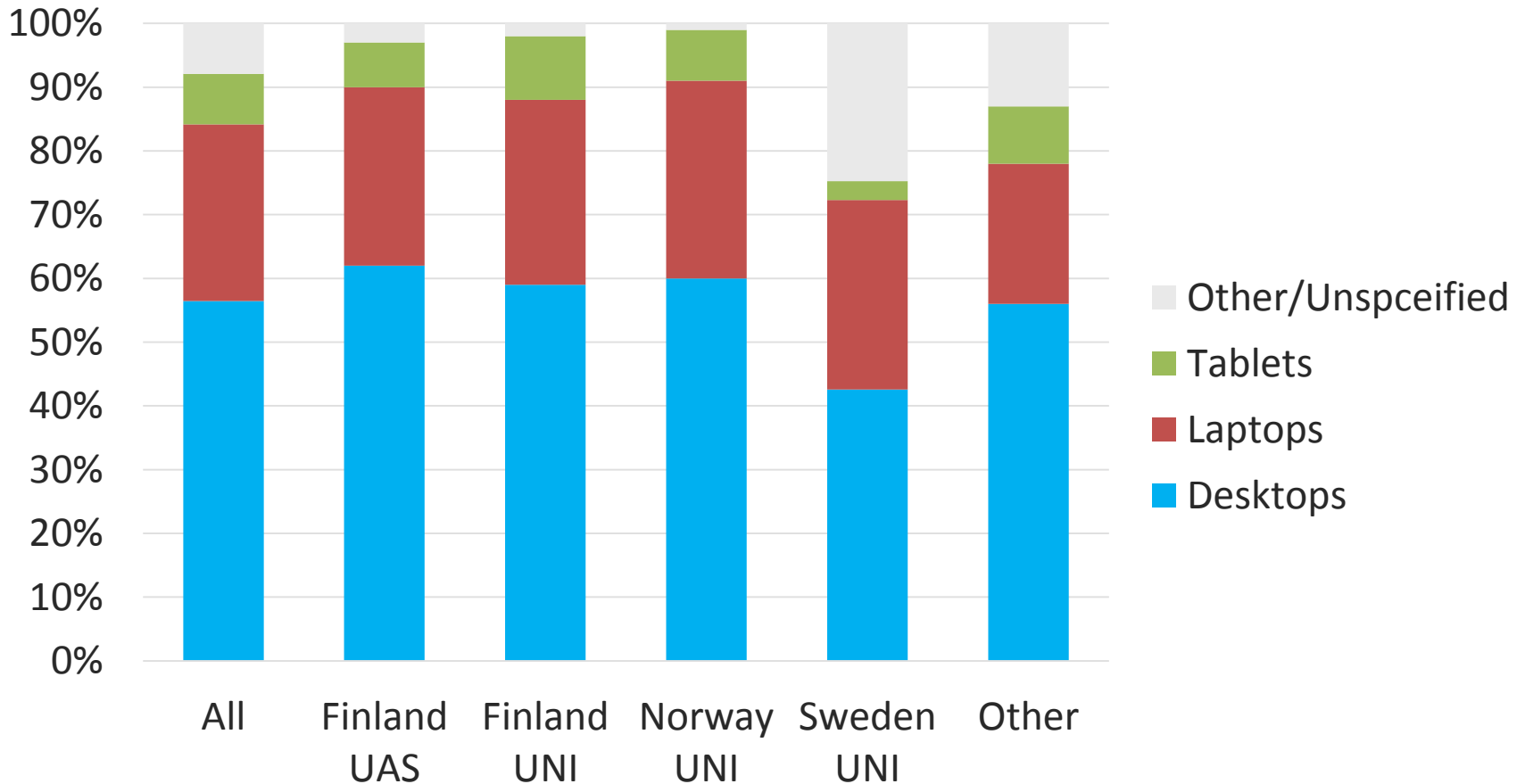


# BM2014 – Survey / IT-costs\* by business applications

\*costs = no facilities costs included

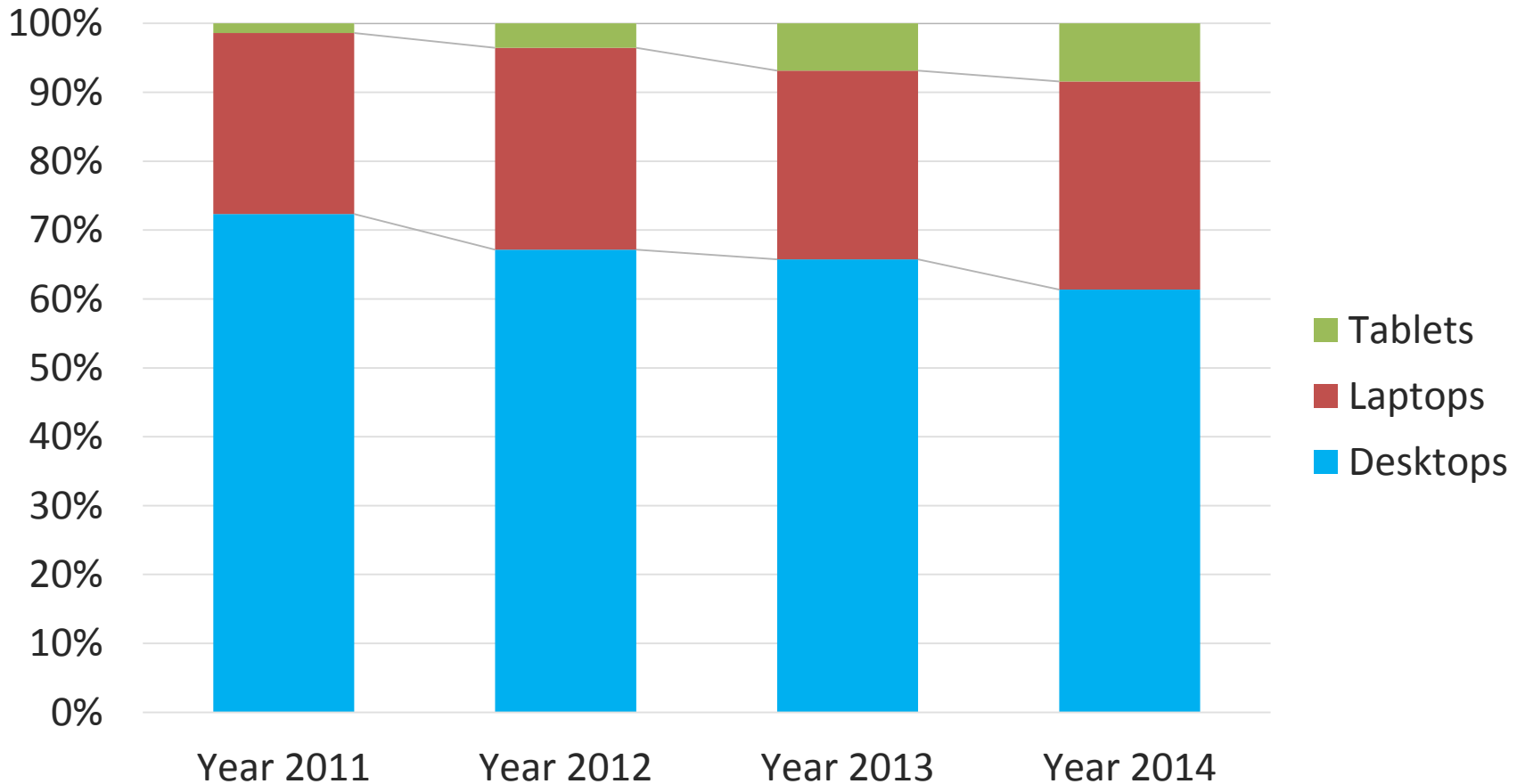


## BM2014 – Survey / Workstations by type



## BM2011 - 2014 / Workstations by type\*

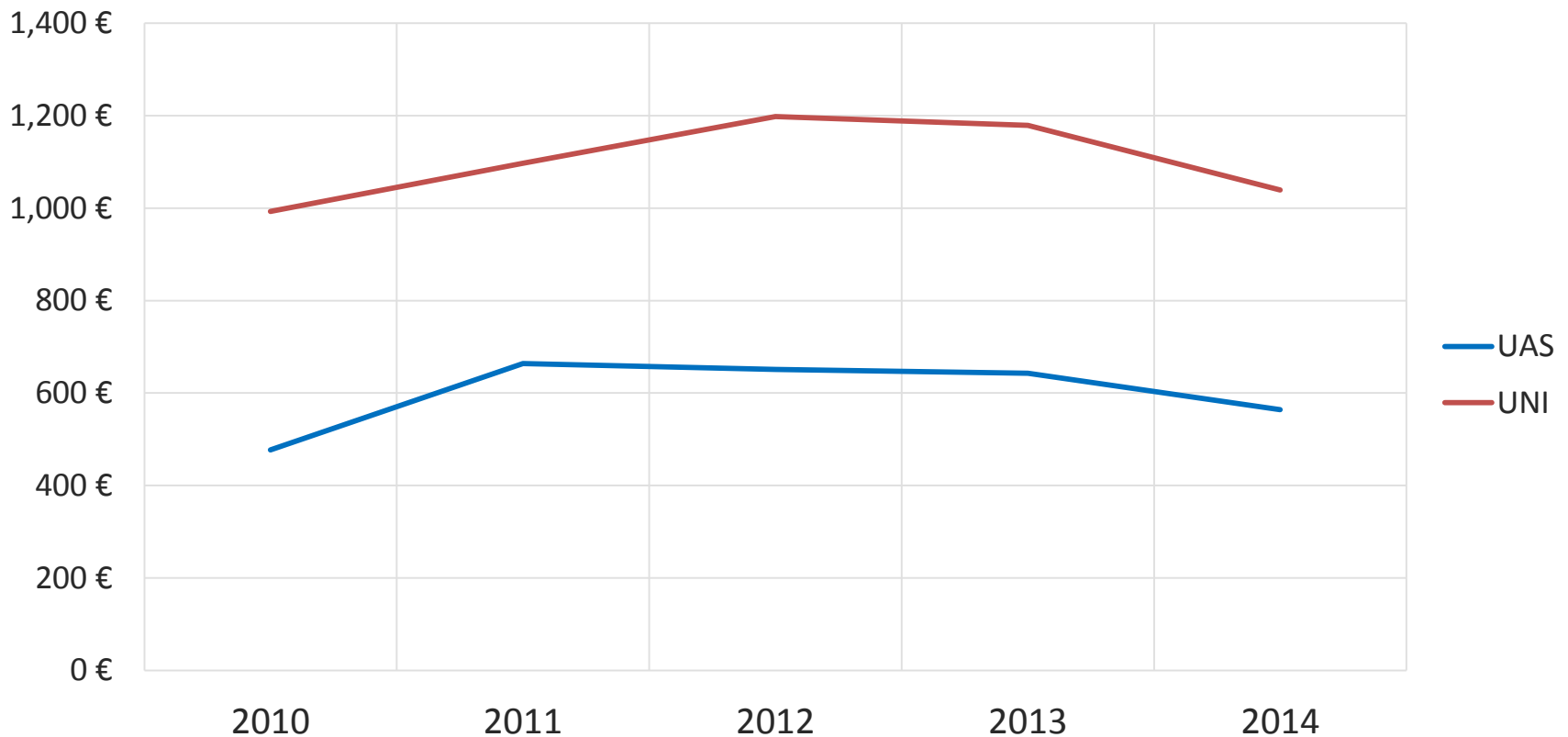
\* different participants on different years



## BM2010 - 2014 / The development of the costs\* in Finland

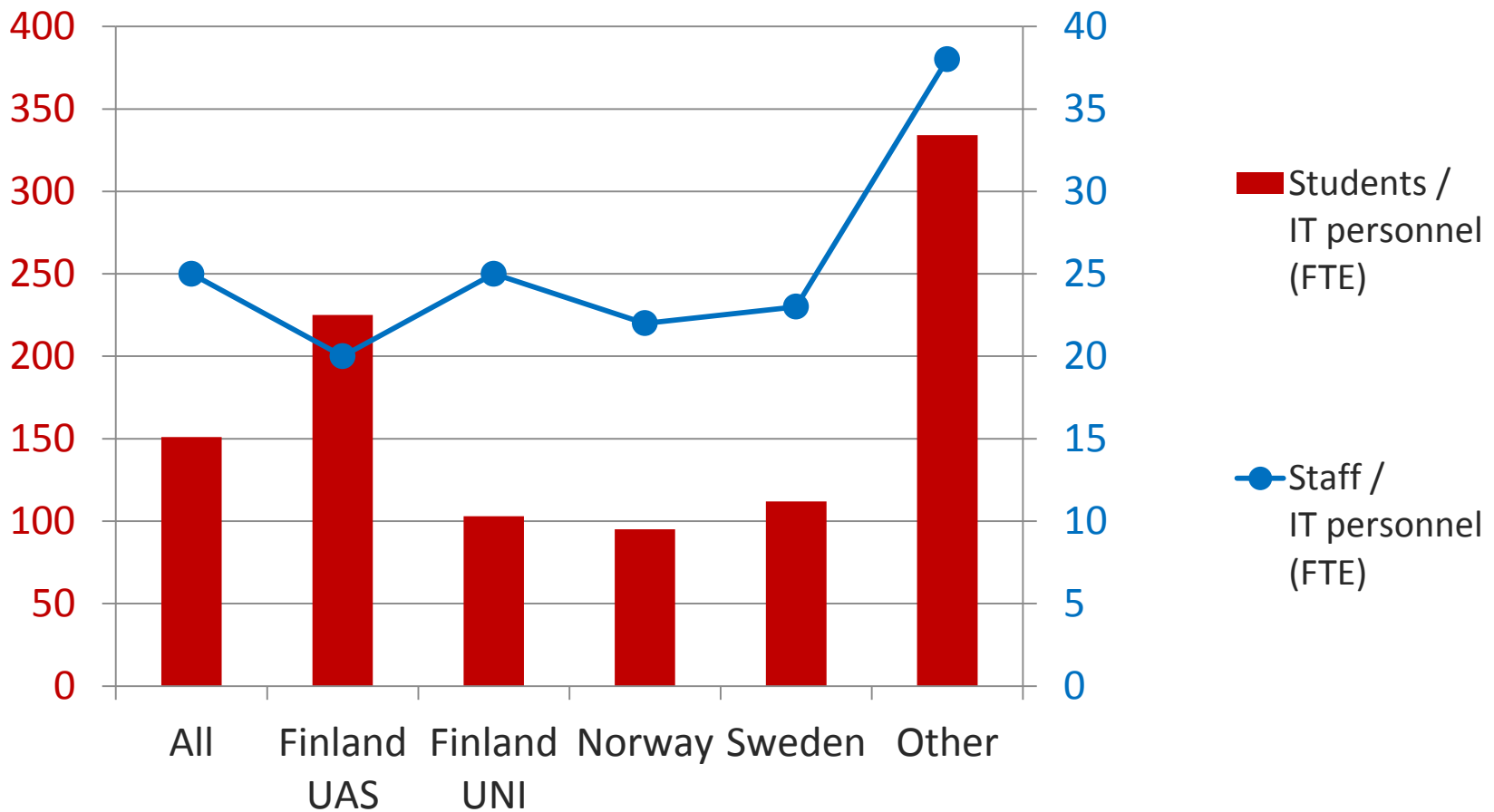
\*costs = no facilities costs included

IT costs per student FTE





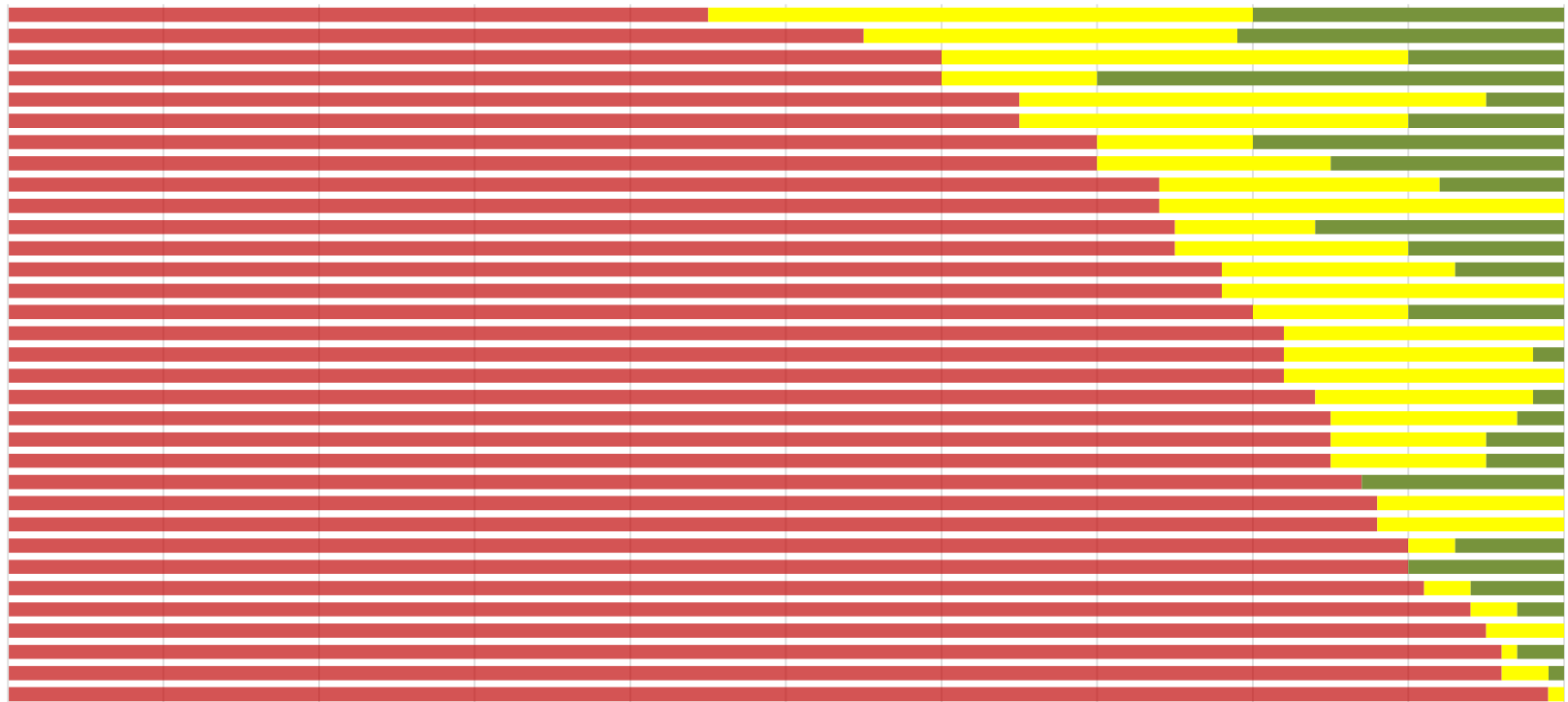
## BM2014 – Survey / IT-personnel and it's customers



# BM2014 – Survey / Run – Grow – Transform –framework\*

\* Answers from 33 participants

0% 10% 20% 30% 40% 50% 60% 70% 80% 90% 100%



Percentage of IT costs into ... Run Grow Transform

Benchmark survey → **Know your numbers!**

Thank you!

[bencheit@eunis.org](mailto:bencheit@eunis.org)

## BM2014 – Survey / Participating organisations

- Aalto University (FI)
- Abo Akademi University (FI)
- Arcada University of Applied Sciences (FI)
- Aristotle University of Thessaloniki (GR)
- Diaconia University of Applied Sciences (FI)
- Ernst-Abbe-Fachhochschule Jena - University of Applied Sciences (DE)
- Fontys University of Applied Sciences (NL)
- HAAGA-HELIA University of Applied Science (FI)
- HAMK University of Applied Sciences (FI)
- Helsinki Metropolia University of Applied Sciences (FI)
- Jyväskylä University of Applied Sciences (FI)
- Kajaani University of Applied Sciences (FI)
- Karelia University of Applied Sciences (FI)
- Lahti University of Applied Sciences (FI)
- Lapland University of Applied Sciences (FI)
- Lappeenranta University of Technology (FI)
- Laurea University of Applied Sciences (FI)
- Linköping University (SE)
- Luleå University of Technology (SE)
- Norwegian University of Science and Technology (NO)
- Oulu University of Applied Sciences (FI)
- Royal Institute of Technology (SE)
- Saimaa University of Applied Science (FI)
- Satakunta University of Applied Sciences (FI)
- Savonia University of Applied Sciences (FI)
- Seinäjoki University of Applied Sciences (FI)
- South-Eastern Finland University of Applied Sciences Ltd (FI)
- Stockholm University (SE)
- Tampere University of Applied Sciences (FI)
- Tampere University of Technology (FI)
- Turku University of Applied Sciences (FI)
- University of Bergen (NO)
- University of Eastern Finland (FI)
- University of Fine Arts Helsinki (FI)
- University of Gothenburg (SE)
- University of Helsinki (FI)
- University of Jyväskylä (FI)
- University of Lapland (FI)
- University of Ljubljana (SI)
- University of Münster (DE)
- University of Oslo (NO)
- University of Southern Denmark (DK)
- University of Stavanger (NO)
- University of Tampere (FI)
- University of Tromsø - The Arctic University of Norway (NO)
- University of Turku (FI)
- University of Vaasa (FI)
- Uppsala University (SE)
- Vaasan Ammattikorkeakoulu, University of Applied Sciences (FI)